



FrogPlay

Switching to **FrogPlay**



We are moving everyone from I am Learning to FrogPlay

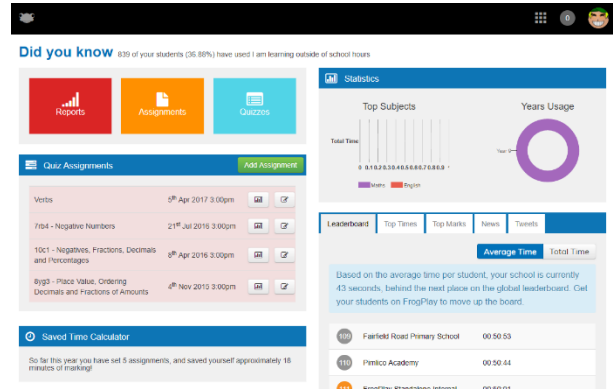
IAL is becoming FrogPlay on Tuesday 27th March between 10pm and 11pm. You don't need to take any action at all!

What's different?

When you log on to FrogPlay you'll go to the homepage, this may look a little different to the IAL homepage but the statistics you saw previously in IAL are still visible.

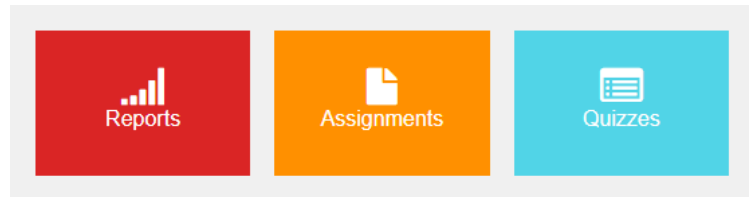


To find the tools in FrogPlay use the Quick Launch tool on the FrogBar to access them...



The main difference here are the names given to the different areas:

- **Exercises** has become... **Quizzes**
- **Homework** has become... **Assignments**
- **Reports** is still called... **Reports**





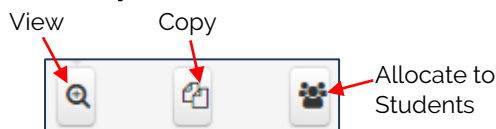
Quizzes

Once inside the Quizzes section you will see that this hasn't changed from IAL and you search for quizzes in the same way by using the filter tool...



There are already over 270,000 questions ready to use in over 6,000 quizzes, this includes exam questions for KS2 SATS and board specific mock papers for GCSE too.

Once you have found a quiz then you can either View, Copy or Allocate to Students. just like in IAL.

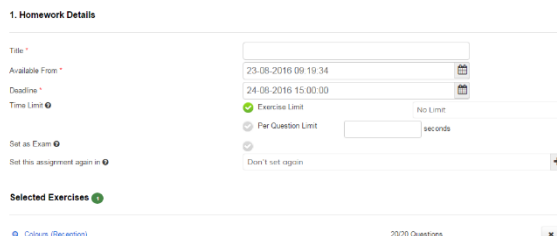


As in IAL it is possible to copy existing quizzes and amend them before assigning them to your classes, as well as creating new quizzes from scratch – this all remains unchanged.

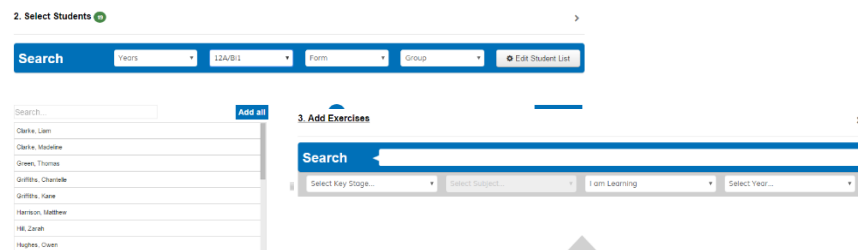


Clicking on the 'Allocate to Students' icon will open up the Assignment tool which will walk you through the process of assigning to students.

Give your assignment a title and then choose your start date and deadline and perhaps set a time limit on your assignment (optional); or set it as an exam to remove the games and the right/wrong feedback. You can also set the assignment to be repeated again – what we call 'Spaced repetition' to ensure the students are regularly asked to recall the important facts on their way to mastery using 'Low stakes, high fluency testing'.



Scroll down the screen to **Select Students**. You can use the filters and **Edit Student List** to find and add students. Then scroll to the bottom of the screen to either add further exercises or to Finish, then hey presto the quiz is assigned!



DID YOU KNOW?

You also have an **Advanced facility** which will enable you to select how many questions are allocated and, if you wish, exactly which questions.

Ask us for more details

Select which exercises you wish to have in your assignment by using the filters and ticking the corresponding checkbox next to the exercises you require.



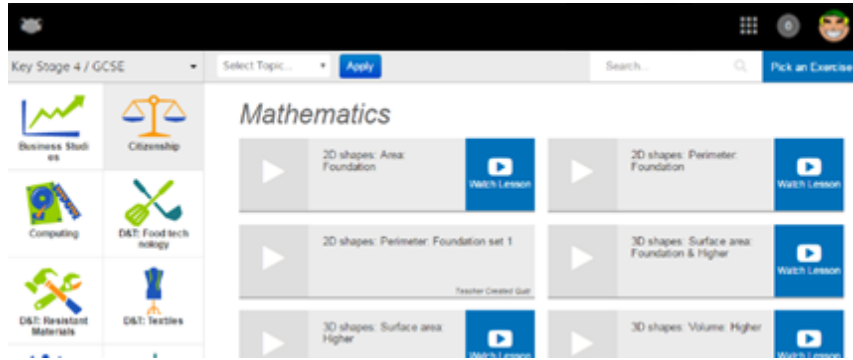


Student Access and New Video Lessons

Students will still get their desktop in FrogPlay – their view has not changed!



It's also important to remember that the students can take any quiz independently themselves. In fact, they should be encouraged to do so as it will help them increase their knowledge and, of course, they play the games as they do this! For the students this is available to them from the 'My Revision' area or 'Quizzes'.



FrogPlay - Curriculum linked videos.

The major reason for upgrading all IAL customers to FrogPlay is to gain use of the new curriculum linked revision videos for Maths and English quizzes in KS1-4.

Each quiz in English and Maths will have a short video explaining the core elements as a recap to the students when revising or to help them improve an area they are struggling with for homework. These videos are recorded by qualified teachers and aim to explain the main elements of the topic and work the student through an example question so they can drive their own learning and try the quiz again.

These are proven to be raising attainment and are now available to you to use straight away.



Assignment Manager

In FrogPlay the Assignment Manager replaces the Homework tool seen in IAL but works exactly the same.

Name	Creator	Users	Quiz	From	To	Actions
Homework - Part 1	Thompson, James	25	1	Today 9:15am	Tomorrow 3:00pm	[Report] [Refresh] [Check] [Delete]
75d4 - Negative Numbers	Thompson, James	25	1	10 th Dec 2015 12:00am	Thu, 21 st Jul 3:00pm	[Report] [Refresh] [Check] [Delete]
10c1 - Negatives, Fractions, Decimals and Percentages	Thompson, James	29	7	2 nd Dec 2015 12:00am	Fri, 18 th Apr 3:00pm	[Report] [Refresh] [Check] [Delete]

Assignment Manager allows you to see all the assignments you have set, including those which are overdue (highlighted in red). From here you are able to amend or delete an assignment, as well as assign out quizzes using **Add Assignment**.

3. Add Exercises

Search

Select this to filter by Creator

Select Key Stage... Select Subject... I am Learning Select Year...

Select which exercises you wish to have in your assignment by using the filters and ticking the corresponding checkbox next to the exercises you require.

- Step 1:** Provide details, such as homework name and deadlines.
- Step 2:** Add your class, group or users.
- Step 3:** Search for the quiz; you can search for quizzes that have been created by us, you, your school or created by other schools and shared into the community. Tick the exercise you want to use.
- Step 4:** Finish! (or choose 'Advanced' for more options on how many questions you wish to set)



Once students have completed their homework and you are ready to review the results then you can access the homework reports from the **Assignment Manager** section. There is a report button available and this will provide you with a breakdown of how the students have performed.



This remains exactly the same as in IAL. The report will show % scores for each attempt as well as giving you detailed information on who answered questions incorrectly, how many students made the same mistake and even what answer they gave.

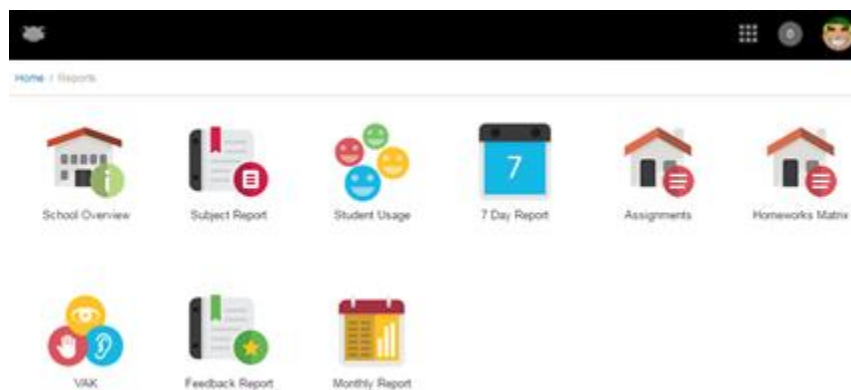
First Name	Feedback	Time	Attempts	First	Last	Avg	Best
Liam		00:00:00	0	0%	0%	0%	0%
Samuel		00:08:07	1	86%	86%	86%	86%
Kaleem		00:00:00	0	0%	0%	0%	0%
Mason		00:00:00	0	0%	0%	0%	0%
Joe		00:15:36	2	75%	81%	78%	81%
Dion		00:05:58	1	45%	45%	45%	45%

Questions	Feedback	Wrong Attempts
Type the answer in figures. $2.9 \times 4 = \underline{\hspace{2cm}}$	Answers Given	3
Double this number: 8.9. Type the answer in figures.	Answers Given	2
Solve this calculation by partitioning: 5.6×3 Type the answer in figures.	Answers Given	2
True in the missing number: $3.51 \times 2 = \underline{\hspace{2cm}}$	Answers Given	2



Reports

These enable you to analyse how students have performed across all exercises and again remain the same as in IAL.



Reports will take into account any 'revision' the students have completed too. There are a variety of reports to access, however you are likely to find that you will use the 'Homework Matrix', 'Subject Report' and 'Student Usage' reports most.

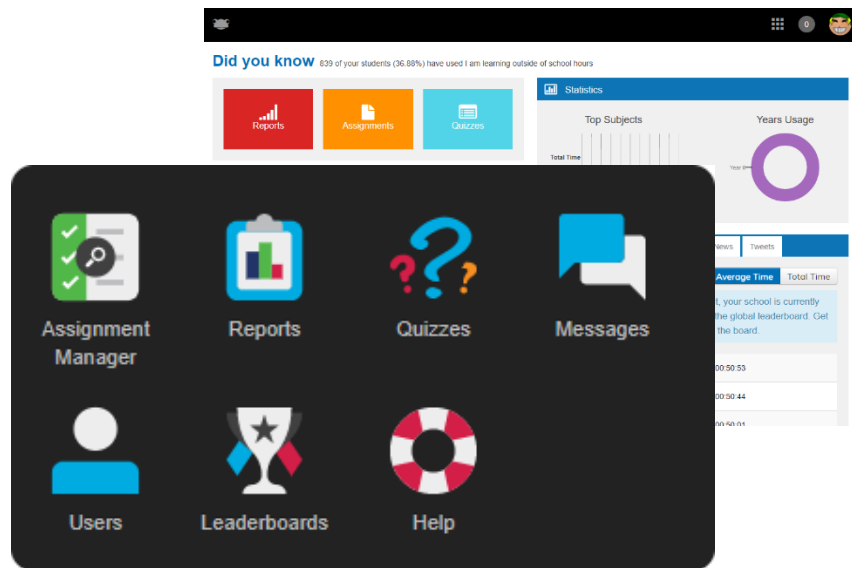
It is possible to download marks into a CSV file and then paste them into Excel.





Other Changes

There is a minor change to the navigation for some other features in FrogPlay using the 'Quick Launch'



Quick Launch

Use the Quick Launch tool on the Frog Toolbar to access the different areas in FrogPlay:

- **Messages**
- **User management** (also has the facility to manage forms, classes and groups in here)
- **Leaderboards**
- **Help**

